




1 LEVEL 09 - PROPOSED FLOOR PLAN

1:200



ART DATE	ISSUE	DESCRIPTION	DATE	DRW	CHK	DRAWING NAME
BC	D	CONSTRUCTION	24.03.26	KS	SE	LEVEL 09 - PROPOSED FLOOR PLAN
	E	CONSTRUCTION	26.03.26	KS	SE	
	G	CONSTRUCTION	31.03.26	KS	SE	
	H	CONSTRUCTION	09.04.26	KS	SE	
	I	CONSTRUCTION	14.04.26	KS	SE	
s indicated @ A3						FOR CONSTRUCTION

A203

I

L9 [REDACTED] — defect list

All trades · 20 defects across the project · 20 defects

#	Title / description	Sev	Due	Plan / page	Location / pin
1	This desk to be cleaned =📷 photo — refs 1a	MINOR	5/20/2026	Plan p5	—
2	T bars have black marks from previous partition Need to sand/2 part epoxy filler/sand and spray paint white to match colour of tbar =📷 photo — refs 2a	MINOR	5/21/2026	Plan p5	—
3	Black filler under truncated skirting not fixed in place Continue filler piece to wall and ensure is flush with Face of skirting =📷 photo — refs 3a	MINOR	5/21/2026	Plan p5	—
4	Blinds frayed and not in alignment Existing blinds, base build issue. Tenant not happy, [REDACTED] seem to be drawing a line "it's a used office, not a new office" =📷 photo — refs 4a	MINOR	5/31/2026	Plan p5	—
5	TV not mounted on wall =📷 photo — refs 5a	MINOR	5/13/2026	Plan p5	—
6	Dirty ceiling tile Clean or replace. This tile was marked up on the plans I gave [REDACTED]. He needs to come back =📷 photo — refs 6a	MINOR	5/21/2026	Plan p5	—
7	Desks need to be wiped Can see steak marks and dust from ceiling tile defects. All desks to be cleaned =📷 photo — refs 7a	MINOR	5/21/2026	Plan p5	—
8	Existing grid has visible sag Existing, but potential issue for client =📷 photo — refs 8a	MINOR	5/21/2026	Plan p5	—
9	Imperfection in door Clear coat was brushed over tap to face of door. Need white spirits to remove =📷 photo — refs 9a	MINOR	5/31/2026	Plan p5	—
10	Skirting and carpet tiles Existing damage to skirting and carpet tiles not covering up to skirting =📷 photo — refs 10a	MINOR	5/13/2026	Plan p5	—
11	Skirting patch imperfect Skirting shadow line set into wall. existing wall no allowance to replace. Tenant unhappy =📷 photo — refs 11a	MINOR	5/31/2026	Plan p5	—
12	Quiet room 1,2&3 acoustic panel joint under light Installer came back and ironed and tried to blend joint as well as possible but join still noticeable due to light positioning =📷 photo — refs 12a	MINOR	5/31/2026	Plan p5	—
13	Vent for zip tap to be installed =📷 photo — refs 13a	MINOR	5/13/2026	Plan p5	—
14	Ceiling tile replace =📷 photo — refs 14a	MINOR	5/21/2026	Plan p5	—
15	Suite 2 - Missing fire sprinkler cover =📷 photo — refs 15a	MINOR	5/14/2026	Plan p5	—
16	Replace/clean ceiling tile =📷 photo — refs 16a	MINOR	5/21/2026	Plan p5	—
17	Replace tile =📷 photo — refs 17a	MINOR	5/21/2026	Plan p5	—
18	New ceiling tile	MINOR	5/21/2026	Plan p5	—
19	T bar required under bench top Bench span too big to allow for intended use with out sagging. Fix aluminium stiffening bar to front underside, then rip a cover strip (top and bottom) to match beige end panel on left =📷 photo — refs 19a	CRITICAL	5/13/2026	Plan p5	—

#	Title / description	Sev	Due	Plan / page	Location / pin
20	Back panel/end panel not fitted correctly Back panel/end panel not flush. Back panel chipped. Caulking sub par 📷 photos — refs 20a–20e	CRITICAL	5/14/2026	Plan p5	—

Defect photos — L9 [redacted] · All trades



Ref 1a · #1
This desk to be cleaned
for: **Cleaners**




Ref 2a · #2
T bars have black marks from previous partition
for: **Carpenters**




Ref 3a · #3
Black filler under truncated skirting not fixed in place
for: **Carpenters**



Ref 4a · #4
Blinds frayed and not in alignment
for: **Blinds installer**



Ref 5a · #5
TV not mounted on wall
for: **Builder**



Ref 6a · #6
Dirty ceiling tile
for: **Carpenters**



Ref 7a · #7
Desks need to be wiped
for: **Carpenters**



Ref 8a · #8
Existing grid has visible sag
for: **Carpenters**

Defect photos — L9 [redacted] · All trades



Ref 9a · #9
Imperfection in door
for: Cleaners



Ref 10a · #10
Skirting and carpet tiles
for: Builder




Ref 11a · #11
Skirting patch imperfect
for: Builder



Ref 12a · #12
Quiet room 1,2&3 acoustic panel joint under light
for: Builder



Ref 13a · #13
Vent for zip tap to be installed
for: Plumber



Ref 14a · #14
Ceiling tile replace
for: Carpenters



Ref 15a · #15
Suite 2 - Missina fire sprinkler cover
for: Builder



Ref 16a · #16
Replace/clean ceiling tile
for: Carpenters

Defect photos — L9 [redacted] · All trades



Ref 17a · #17
Replace tile
for: Carpenters



Ref 19a · #19
T bar required under bench top
for: Joiner




Ref 20a · #20
Back panel/end panel not fitted correctly
for: Joiner




Ref 20b · #20
Back panel/end panel not fitted correctly
for: Joiner



Ref 20c · #20
Back panel/end panel not fitted correctly
for: Joiner



Ref 20d · #20
Back panel/end panel not fitted correctly
for: Joiner



Ref 20e · #20
Back panel/end panel not fitted correctly
for: Joiner